MICRON INTELLIGENT CALIPER MICROTECH

Caliper IP-65

REPRESENTANTE EXCLUSIVO

CYM
CONTROL Y MEDICIÓN
LABORATORIO DE CALIBRACIÓN
COMERCIALIZADORA

ilac-MRA

4K051

ISO/IES 17025:2006 (cert. № 4K051)

ISO 9001
BUREAU VERITAS
Certification

Quality management system
ISO 9001:2015 (cert. № U228396)

1.MODIFICATIONS

Item No	Range	Resolution	Accuracy*	Jaws		Measuring force	Data output
				External	Internal		
	mm	mm	mm	mm	mm	N	
141096815	0-150	0,005	±0,010	40	16	8	USB
141096015	0-150	0,005	±0,010	40	16	8	Wireless+USB
141097015	0-150	0,001	±0,005	40	16	8	Wireless+USB
141096820	0-200	0,005	±0,010	50	20	8	USB
141096020	0-200	0,005	±0,010	50	20	8	Wireless+USB
141097020	0-200	0,001	±0,007	50	20	8	Wireless+USB
141096030	0-300	0,005	±0,015	60	20	8	USB
141096030	0-300	0,005	±0,015	60	20	8	Wireless+USB
141097030	0-300	0,001	±0,010	60	20	8	Wireless+USB

2.BUTTON FUNCTIONS

RESET button
(push once with a niddle)

SWITCH ON button.
Push 5 sec for switch on micrometer
Push 1 sec to come to sleeping mode (or 30 sec non use)
Push 1 sec to come from sleeping mode (or rotate spindle)
Push 5 sec for switch off micrometer (or 15 min non use)

3.WIRELESS (BLUETOOTH) CONNECTION

3.1 All MICROTECH Intelligent instruments has internal memory.
You can collect data to memory and when it will be neccesery transfer all data to the peripheral device with no data loosing.
So distance of data transfer can be ulimited!!!
Also it's possible transfer data, like in Wireless instruments up to 10 m.
3.2 MICROTECH Wireless instruments has 2 modes of data transfer:
STANDART MODE (non stop data transfer 4data/sec)
ECONOMY MODE (GATT) (data transfer only by Wireless button push).
3.3 Aviable FREE and PRO version MICROTECH SPC Software for Windows, Android, iOS systems.

REPRESENTANTE EXCLUSIVO
CYM CONTROL Y MEDICIÓN
Méx: (-52) 55-5300-4517, 55-53004271, 55-5312-2536 Qro: (-52) 442-340-0250, 442-340-0251, 442-193-5678
Pbla: (-52) 222-219-9999, 222-887-0114, 222-228-1633
www.controlymedicion.com.mx info@controlymedicion.com.mx

4.OPERATION INSTRUCTIONS

4.1 Clean the oil from the measuring surfaces of caliper by cloth.
4.2 For recharging caliper (Li-Pol rechargeable battery) connect it with standard USB cable to charger device
4.3 Turn on caliper by pressing ON button (5 sec).
4.4 For zero setting, press the **ZERO** button on Touchscreen.
4.5 Save measuring data to internal caliper memory with touch data on screen. You can view saved data throw menu or send throw USB or Wireless connection to Windows PC, Android or iOS devices.

5.FUNCTIONS

COLOR TOUCHSCREEN

ZERO SETTING
mm/inch
BATTERY LEVEL

SETTING MENU



SELECTING SETTINGS
- DEVICE SETTING
- EXTRA (math. correction)
- SYSTEM
- ABOUT

HIGHEST RESOLUTION

RESOLUTION UP TO 0,1 micron

INTERNAL MEMORY

- SAVING VALUES
- TRANSFER VALUES FROM MEMORY WIRELESS TO PC OR TABLET

RECHARGEABLE BATTERY



SWITCH ON CHARGING DEVICE FOR INTERNAL LI-POL BATTERY CHARGING
RECCOMENDED TO STARTING CHARGING WHEN DEVICE SWITCH OFF

BLUETOOTH DATA TRANSFER

- SWITCH ON/OFF BLUETOOTH DATA TRANSFER
- SELECTING BLUETOOTH TRANSFER MODE
- SELECT TRANSFER ON TIMER

GO/NOGO FUNCTIONS

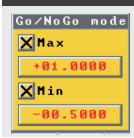

SETTING TOLERANCES and WARNING LIMITS
Green - Go
Red -NoGo

MIN/MAX FUNCTIONS

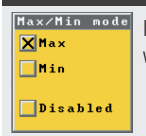

INDICATING MIN or MAX value

DISPLAY ORIENTATION

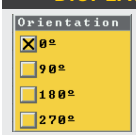

SELECTING DISPLAY ORIENTATION ANGLE

TIMER MODE

ACTIVATING SAVING VALUE TO MEMORY ON TIMER

FORMULA MODE

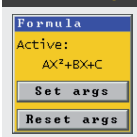

SETTING ARGUMENTS

EXAMPLES:
- for value magnification x2 - B=2
- set base of value 100mm C=100
- square value A=1

ENERGY MODE

AUTOSWITCH ON/OFF

ERROR COMPENSATION

INCREASING DEVICE ACCURACY
- compensate current value to correct value (use gauge block)
- more points improve accuracy
- error compensation also will be between corrected values

TEMPERATURE COMPENSATION

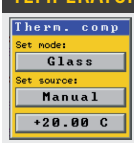

- Compensation for temperature expansion materials: Glass, Steel, Aluminium, Cooper
- Manual or Automatic mode
- Built in temperature sensor

USB DATA TRANSFER

USB DATA TRANSFER MODE
- UART - transfer to MDS Software
- Keyboard mode - transfer to any Windows software

REPRESENTANTE EXCLUSIVO
CYM CONTROL Y MEDICIÓN
Méx: (-52) 55-5300-4517, 55-53004271, 55-5312-2536 Qro: (-52) 442-340-0250, 442-340-0251, 442-193-5678
Pbla: (-52) 222-219-9999, 222-887-0114, 222-228-1633
www.controlymedicion.com.mx info@controlymedicion.com.mx

4.INSTRUMENT FIGURE



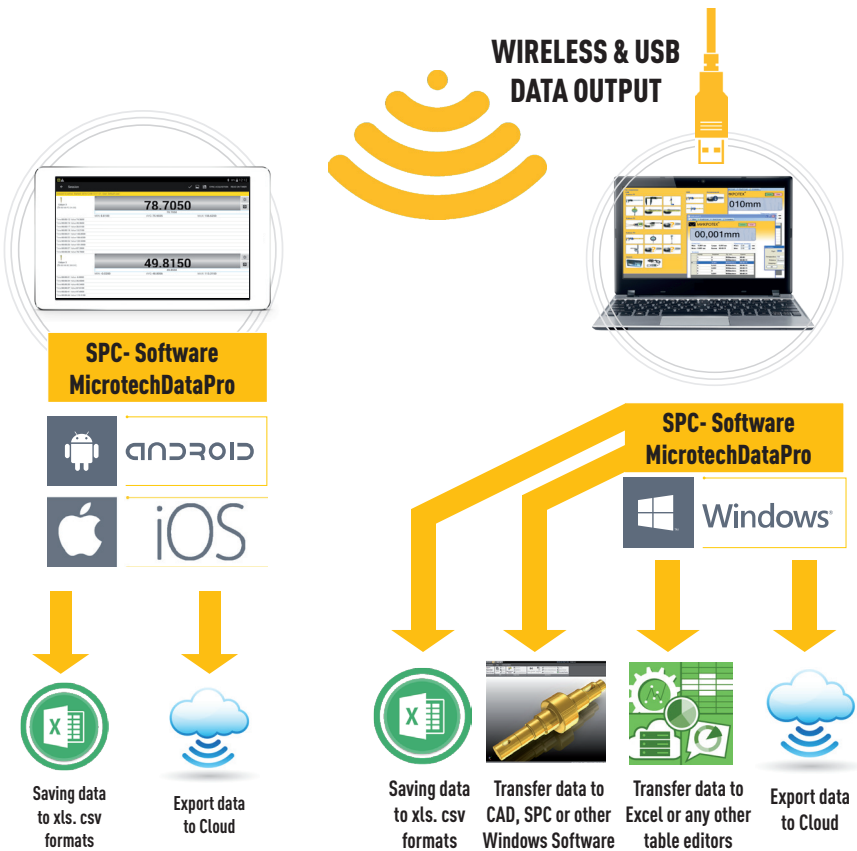

Change without prior notice

Edition: M1029_0818

REPRESENTANTE EXCLUSIVO
Méx: (-52) 55-5300-4517, 55-53004271, 55-5312-2536 Qro: (-52) 442-340-0250, 442-340-0251, 442-193-5678
Pbla: (-52) 222-219-9999, 222-887-0114, 222-228-1633
www.controlymedicion.com.mx info@controlymedicion.com.mx